



www.emme-italia.com

Via del Molino, 40 - 52010 Corsalone (AR) - Italy - info@emme-italia.com - Tel. +39.0575.511320
Altre sedi in Italia : Milano - Padova - Roma - Palermo - Cagliari - P.IVA/ C.F. 11208251006 - R.E.A. AR-159122

UGELLO SCHIUMA A BASSA ESPANSIONE LOW EXPANSION FOAM NOZZLE



CARATTERISTICHE COSTRUTTIVE

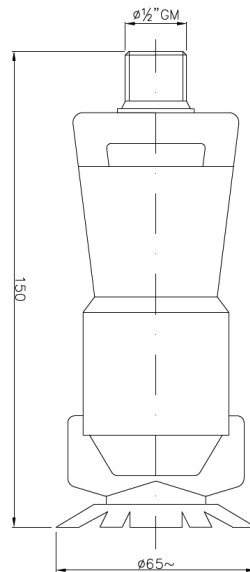
- Angolo di Apertura 100°
- Materiale Corpo: Ottone
- Attacco Filettato Std: 1/2" Gas Maschio
- Su Richiesta Filettatura Npt – Filettatura 3/4" – Fattore K

CONSTRUCTION FEATURES

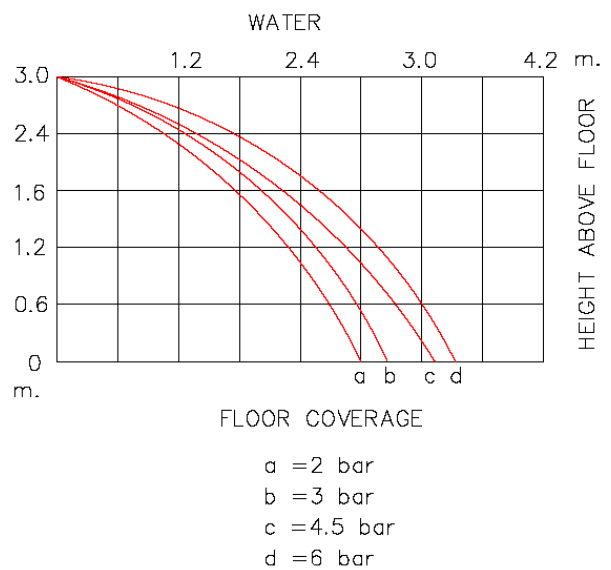
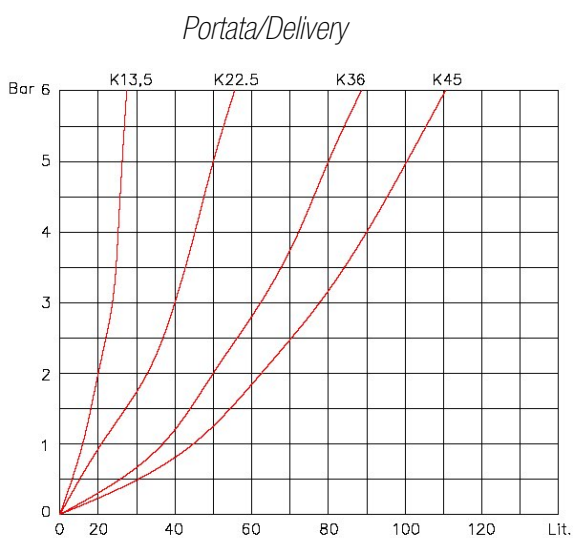
- Spray Angle 100°
- Body Material: Brass
- 1/2" Gas Threaded Connection
- On Request Npt Threaded – 3/4" Threaded – K Factor

File name	Type of document	Model	Date	Rele.	Check	Rev.	Pag.
2821_2821-1_2821-2_2821-3_	Scheda tecnica		28/06/2024	M.R		0	1/2

UGELLO SCHIUMA A BASSA ESPANSIONE LOW EXPANSION FOAM NOZZLE



MODELLO/TYPE	PORTATA/ DELIVERY 5 Bar Lt/min.	RESA SCHIUMA FOAM EXP. RATIO Lt/min	FATTORE/FACTOR K
2821	30	200	13,5
2821-1	50	325	22,5
2821-2	80	520	36
2821-3	100	650	45



File name	Type of document	Model	Date	Rele.	Check	Rev.	Pag.
2821_2821-1_2821-2_2821-3_	Scheda tecnica		28/06/2024	M.R		0	2/2