

# Technical Manual



www.emme-italia.com

Via del Molino, 40 - 52010 Corsalone (AR) - Italy - info@emme-italia.com - Tel. +39.0575.511320  
 Other branches in Italy : Milano - Padova - Roma - Palermo - Cagliari - P.IVA/ C.F. 11208251006 - R.E.A. AR-159122

## 22031-1 : Portable Fire Extinguisher, 3 L Foam



CLIP DETAIL



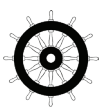
- **CYLINDER**  
Stainless steel, 3 pieces drawing, external powder painting Red Ral 3000.
- **EXTINGUISHING AGENT**  
Water-based foam.
- **PROPELLANT**  
Dehumidified air or Nitrogen (N<sub>2</sub>).
- **VALVE**  
M. 58x2, lightweight aluminum alloy AA6061 body, with external device for pressure check, levers with black painting.
- **USE**  
A B F fire rating  
(solid materials, flammable liquids, cooking oils).

REPRODUCTION IS PROHIBITED

Note: image is for illustrative purpose only, the product purchased can has some difference

3 L foam fire extinguisher, temperature range from 0°C to +60°C, manufactured in accordance to **UNI EN 3-7 (D.M. 7.1.2005)**, approved Marine Equipment Directive **MED 2014/90/EU**, certified according to the directive for pressure equipment PED 2014/68/EU. Manufactured according at productions checks as agreed with **EN 3-10**. Quality Product certification guaranteed by Bureau Veritas Italia. Suitable for use on fire involving electrical voltages up to 1'000 V, at a minimum distance of 1 meter.

APPROVED/CERTIFIED FIRE EXTINGUISHER:



FIRE RATING :



13

113

40

File name	Type of document	Fire Extinguisher Model	Date	Rele.	Check	Rev.	Pag.
22031-1_Technical manual	Technical manual	22031-1	30/09/2024	M.R		2	2/3

# 22031-1 : Portable Fire Extinguisher, 3 L Foam

- **INSTALLATION**
- **USE**
- **MAINTENANCE**

The installation and the control and/or recovery operations of fire extinguisher must be performed by qualified technician and in accordance to current regulations on the matter.

The technician will carry out annual inspection for check the internal pressure and after all other steps planned during the fire extinguisher useful life.

Any tampering or operation performed by unqualified technician, void the product warranty.

If possible, is recommended to place fire extinguisher in a dry place, protected from atmospheric agents.

**For installation, use and maintenance follow as indicated in file : PSP\_1\_ENG**

## TECHNICAL SPECIFICATIONS

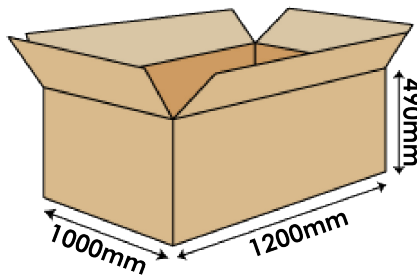
FIRE RATING	13 A 113 B 40 F
EXTINGUISHING AGENT	Foam EWAB15 (2 % SC-6 + 12 % Inilam AX + 86 % Water) (*Hyper-filtered water with an osmosis process)
PROPELLANT	Dehumidified air or Nitrogen (N <sub>2</sub> ), 15 Bar at 20°C
TEMPERATURE RANGE	0°C / +60°C
NOMINAL CHARGE	3 Liters
FULL WEIGHT	~ 4,8 Kg
DIMENSIONS	Height (base - valve) 445 +/- 5 mm Diameter (cylinder) 130 +/- 2 mm
DISCHARGE TIME	~ 18,8 seconds
CYLINDER PRESSURE TEST	PT 27 bar
CYLINDER VOLUME	3,9 Liters
SAFETY DEVICE	Set between 22 and 27 bar
CYLINDER MATERIAL	Stainless steel AISI 304
TREATMENT	Outside: Sandblast and powder painting Ral 3000

## PACKAGING

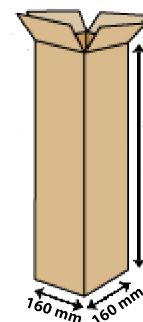
(Note: quantities and measurements are indicative and can be subject at changes)

STANDARD

Maximum nr. 126 pieces for pallet  
(63 pieces for box, max 2 boxes for pallet)  
Pallet dimensions 100x120x115(h) cm



ON REQUEST: SINGLE PACKAGING



## TRANSPORT DISPOSAL

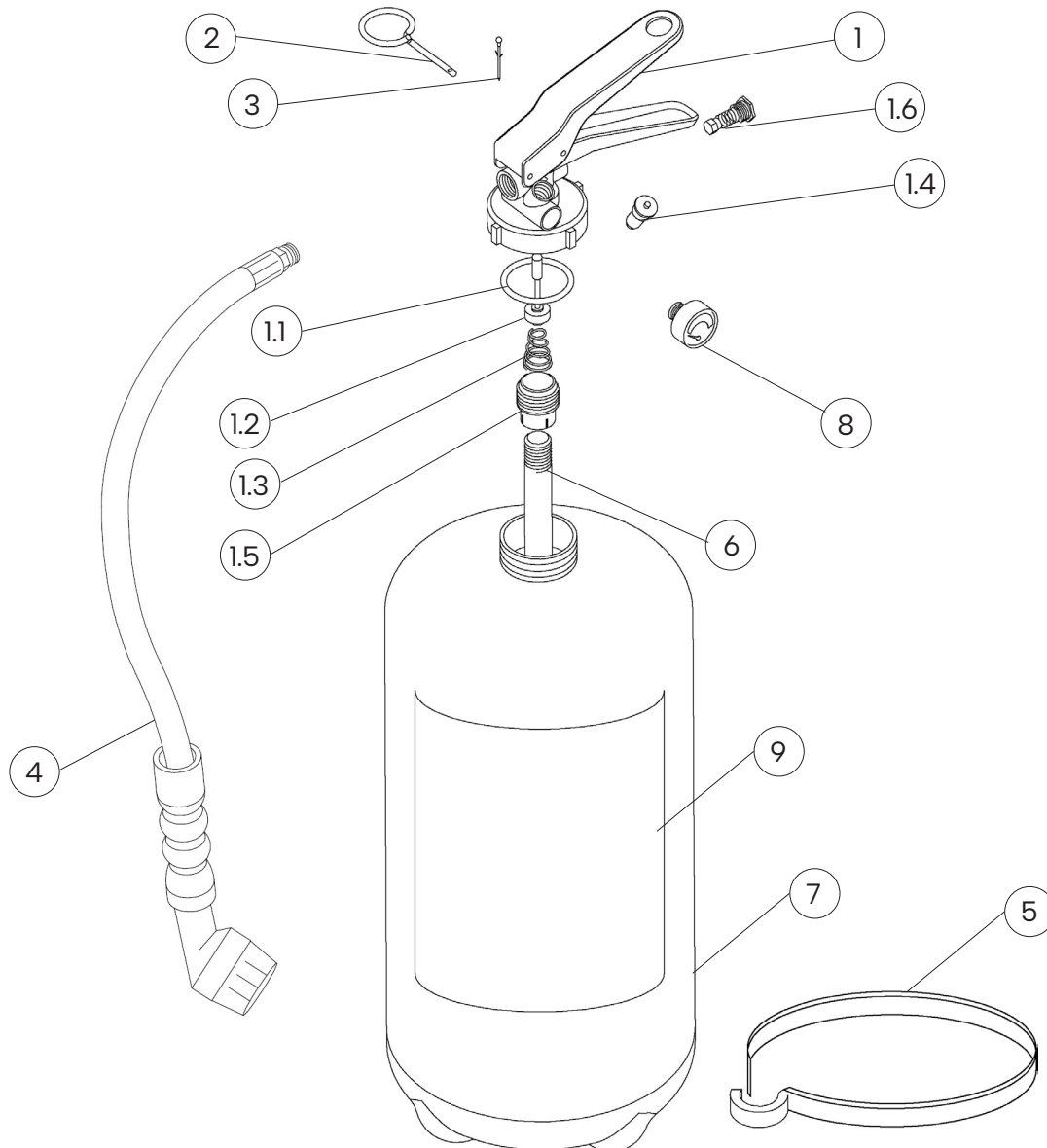
Land transport : Exemption for the purposes of ADR disposal 594

Ship Transport : IMDG Code - UN 1044 class 2.2 Fire Extinguishers

File name	Type of document	Fire Extinguisher Model	Date	Rele.	Check	Rev.	Pag.
22031-1_Technical manual	Technical manual	22031-1	30/09/2024	M.R		2	2/3

# 22031-1 : Portable Fire Extinguisher, 3 L Foam

## COMPONENTS AND SPARE PARTS LIST



NUM.	DESCRIPTION	CODE	NUM.	DESCRIPTION	CODE
1	Valve M. 58x2	0212-5	5	Stop-hose band	1907-3
1.1	O-ring valve	0201-4	6	PVC dip tube	0152
1.2	Valve stem	n.a.	7	Cylinder	1583-1
1.3	Internal spring of the valve	n.a.	8	Pressure gauge	1576
1.4	Test valve for pressure gauge	1163	9	Label	1585-1
1.5	Dip tube holder	n.a.	OPTIONAL	Iron marine bracket red painting	0315
1.6	Safety device	n.a.	OPTIONAL	Wall-mounted bracket for fire extinguisher with clip	3036
2	Safety pin	0282-1		Foam refill (3 L bottle, ready to use)	2054-2
3	Safety pin seal	0285			
4	Hose with dispensing nozzle	2209-1			

The spare part at number 1 includes already all others components indicated from 1.1 to 1.6  
 "n.a." mean that the component is not available as single spare part

File name	Type of document	Fire Extinguisher Model	Date	Rele.	Check	Rev.	Pag.
22031-1_Technical manual	Technical manual	22031-1	30/09/2024	M.R		2	3/3