

# Technical Manual



www.emme-italia.com

Via del Molino, 40 - 52010 Corsalone (AR) - Italy - info@emme-italia.com - Tel. +39.0575.511320  
 Other branches in Italy : Milano - Padova - Roma - Palermo - Cagliari - P.IVA/ C.F. 11208251006 - R.E.A. AR-159122

## 22094 : Portable Fire Extinguisher, 9 L Foam



Clip Detail



- **CYLINDER**  
In high-strength alloy steel, with clip, 3 pieces drawing, external powder painting Red Ral 3000.
- **EXTINGUISHING AGENT**  
Water-based foam.
- **PROPELLANT**  
Dehumidified air or nitrogen (N<sub>2</sub>).
- **VALVE**  
M. 30x1.5, brass body, levers with green painting Ral 6029.
- **USE**  
A B F fire rating (solid materials, flammable liquids, cooking oils).

REPRODUCTION IS PROHIBITED

Note: image is for illustrative purpose only, the product purchased can has some difference

9 L foam fire extinguisher, temperature range from 0°C to +60°C, manufactured in accordance to **UNI EN 3-7 (D.M. 7.1.2005)**, approved Marine Equipment Directive **MED 2014/90/EU** certified according to the directive for pressure equipment PED 2014/68/EU. Manufactured according at productions checks as agreed with **EN 3-10**. Quality Product certification guaranteed by Bureau Veritas Italia.  
 Suitable for use on fire involving electrical voltages up to 1'000 V, at a minimum distance of 1 meter.

APPROVED/CERTIFIED FIRE EXTINGUISHER:



**FIRE RATING :**



File name	Type of document	Fire Extinguisher Model	Date	Rele.	Check	Rev.	Pag.
22094_Technical manual	technical manual	22094	10/05/2024	M.R		1	1/3

# 22094 : Portable Fire Extinguisher, 9 L Foam

- **INSTALLATION**
- **USE**
- **MAINTENANCE**

The installation and the control and/or recovery operations of fire extinguisher must be performed by qualified technician and in accordance to current regulations on the matter.

The technician will carry out **annual inspection** for check the internal pressure and after all other steps planned during the fire extinguisher useful life.

Any tampering or operation performed by unqualified technician, void the product warranty.

If possible, is recommended to place fire extinguisher in a dry place, protected from atmospheric agents.

**For installation, use and maintenance follow as indicated in file : PSP\_1\_ENG**

## TECHNICAL SPECIFICATIONS

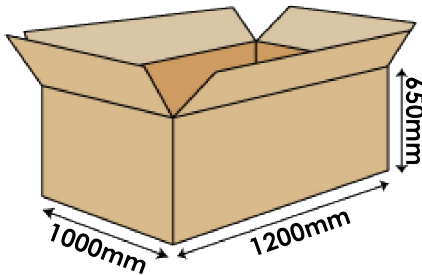
FIRE RATING	43 A 233 B 40 F
EXTINGUISHING AGENT	Foam EWAB15 (2 % SC-6 + 10 % Inilam AX + 88 % Water) (* Hyper-filtered water with an osmosis process)
PROPELLANT	Dehumidified air or Nitrogen (N <sub>2</sub> ), 15 bar at 20°C
TEMPERATURE RANGE	0°C / +60°C
NOMINAL CHARGE	9 Liters
FULL WEIGHT	~ 14,0 Kg
DIMENSIONS	Height (base - valve) 635 +/- 5 mm Diameter (cylinder) 170 +/- 2 mm
DISCHARGE TIME	~ 62,1 seconds
VALVE TIGHTENING TORQUE	Minimum 45 Nm, Maximum 68 Nm
CYLINDER PRESSURE TEST	PT 27 bar
CYLINDER VOLUME	10,7 L.
SAFETY DEVICE	Set between 20 and 26 bar
CYLINDER MATERIAL	Alloy steel
TREATMENT	Outside: Sandblast and powder painting, Ral 3000 - Inside: Plastic coating

## PACKAGING

*(Note: quantities and measurements are indicative and can be subject at changes)*

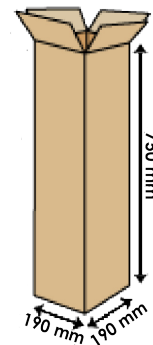
### **STANDARD**

Maximum nr. 40 pieces for pallet  
(40 pcs for box, max 1 box for pallet)  
Pallet dimensions 100x120x80(h) cm



### **ON REQUEST: SINGLE PACKAGING**

- maximum 40 pieces on pallet 100x120



## **TRANSPORT**

Land transport : Exemption for the purposes of ADR disposal 594

## **DISPOSAL**

Ship Transport : IMDG Code - UN 1044 class 2.2 Fire Extinguishers

File name	Type of document	Fire Extinguisher Model	Date	Rel.	Check	Rev.	Pag.
22094_Technical manual	technical manual	22094	10/05/2024	M.R		1	2/3

# 22094 : Portable Fire Extinguisher, 9 L Foam

## COMPONENTS AND SPARE PARTS LIST

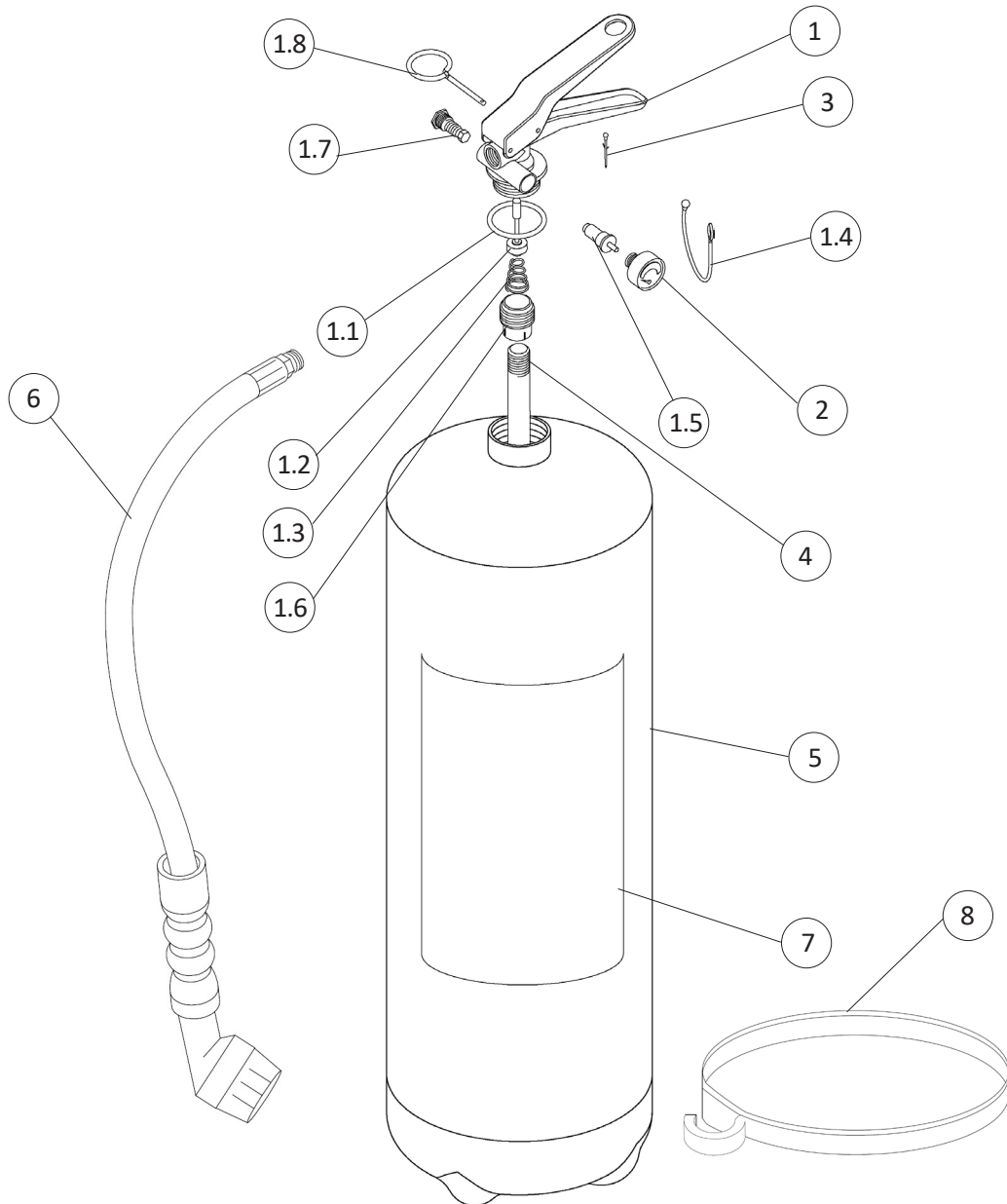


Table 1

NUM.	DESCRIPTION	CODE	NUM.	DESCRIPTION	CODE
1	Valve M. 30x1.5	0212FV	4	PVC dip tube	0155-1
1.1	O-ring valve	0201R	5	Cylinder	0111-2
1.2	Valve stem	0242R	6	Hose with dispensing nozzle	0293-6
1.3	Internal spring of the valve	0251R	7	Label	0077-1
1.4	Tamper seal (black)	0286N	8	Stop-hose band	1907
1.5	Test valve for pressure gauge	1163	OPTIONAL	Iron marine bracket red painting	0318-1
1.6	Dip tube holder	0253R	OPTIONAL	Wall-mounted bracket for fire extinguisher with clip	3036
1.7	Safety device	0261R		Foam refill (9 L. bottle, ready to use)	2055-1
1.8	Safety pin	0282-1			
2	Pressure gauge	1576			
3	Safety pin seal (green)	0285			

The spare part at number 1 includes already all others components indicated from 1.1 to 1.8

File name	Type of document	Fire Extinguisher Model	Date	Rele.	Check	Rev.	Pag.
22094_Technical manual	technical manual	22094	10/05/2024	M.R		0	3/3