

Technical Manual



www.emme-italia.com

Via del Molino, 40 - 52010 Corsalone (AR) - Italy - info@emme-italia.com - Tel. +39.0575.511320
 Other branches in Italy : Milano - Padova - Roma - Palermo - Cagliari - P.IVA/ C.F. 11208251006 - R.E.A. AR-159122

2021 : Portable Fire Extinguisher, 2 L Foam



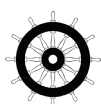
- **CYLINDER**
In high-strength alloy steel, deep drawing, external powder painting Red Ral 3000.
- **EXTINGUISHING AGENT**
Water-based foam.
- **PROPELLANT**
Dehumidified air or nitrogen (N₂).
- **VALVE**
M. 30x1.5, brass body, levers with green painting Ral 6029.
- **USE**
A B F fire rating (solid materials, flammable liquids, cooking oils).

REPRODUCTION IS PROHIBITED

Note: image is for illustrative purpose only, the product purchased can has some difference

2 L foam fire extinguisher, temperature range from 0°C to +60°C, manufactured in accordance to **UNI EN 3-7, (D.M. 7.1.2005)**, approved Marine Equipment Directive **MED 2014/90/EU** certified according to the directive for pressure equipment PED 2014/68/EU. Manufactured according at productions checks as agreed with **EN 3-10**. Quality Product certification guaranteed by Bureau Veritas Italia. Suitable for use on fire involving electrical voltages up to 1'000 V, at a minimum distance of 1 meter.

APPROVED/CERTIFIED FIRE EXTINGUISHER:



FIRE RATING :



File name	Type of document	Fire Extinguisher Model	Date	Rele.	Check	Rev.	Pag.
22020-1_Technical manual	technical manual	22020-1	08/03/2024	M.R		1	1/3

22021 : Portable Fire Extinguisher, 2 L Foam

• **INSTALLATION**

The installation and the control and/or recovery operations of fire extinguisher must be performed by qualified technician and in accordance to current regulations on the matter.

• **USE**

• **MAINTENANCE**

The technician will carry out **annual inspection** for check the internal pressure and after all other steps planned during the fire extinguisher useful life.

Any tampering or operation performed by unqualified technician, void the product warranty.

If possible, is recommended to place fire extinguisher in a dry place, protected from atmospheric agents.

For installation, use and maintenance follow as indicated in file : PSP_1_ENG

TECHNICAL SPECIFICATIONS

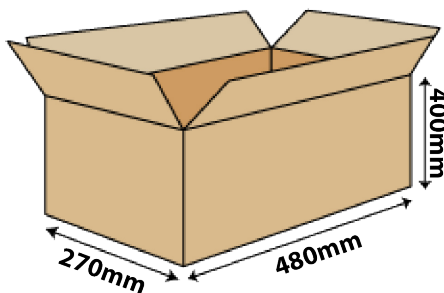
FIRE RATING	13 A 55 B 25 F
EXTINGUISHING AGENT	Foam EWAB15 (2 % SC-6 + 10 % Inilam AX + 88 % Water) (* Hyper-filtered water with an osmosis process)
PROPELLANT	Dehumidified air or Nitrogen (N ₂), 15 bar at 20°C
TEMPERATURE RANGE	0°C / +60°C
NOMINAL CHARGE	2 Liters
FULL WEIGHT	~ 3,9 Kg (with bracket)
DIMENSIONS	Height (base - valve) 380 +/- 5 mm Diameter (cylinder) 110 +/- 2 mm
DISCHARGE TIME	~ 10,5 seconds
VALVE TIGHTENING TORQUE	Minimum 45 Nm, Maximum 68 Nm
CYLINDER PRESSURE TEST	PT 27 bar
CYLINDER VOLUME	2,45 L.
SAFETY DEVICE	Set between 20 and 26 bar
CYLINDER MATERIAL	Alloy steel
TREATMENT	Outside: Sandblast and powder painting, Ral 3000 - Inside: Plastic coating

PACKAGING

(Note: quantities and measurements are indicative and can be subject at changes)

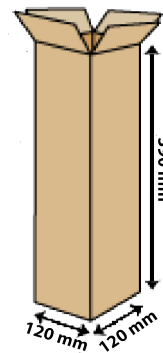
STANDARD

Note: minimum 8 pieces
Maximum nr. 256 pieces for pallet
(32 boxes with 8 pieces for each one)
Pallet dimensions 100x120 cm



ON REQUEST: SINGLE PACKAGING

- maximum 192 pieces on pallet 100x120



TRANSPORT

Land transport : Exemption for the purposes of ADR disposal 594

DISPOSAL

Ship Transport : IMDG Code - UN 1044 class 2.2 Fire Extinguishers

File name	Type of document	Fire Extinguisher Model	Date	Rele.	Check	Rev.	Pag.
22021_Technical manual	technical manual	22021	08/03/2024	M.R		1	2/3

22021 : Portable Fire Extinguisher, 2 L Foam

COMPONENTS AND SPARE PARTS LIST

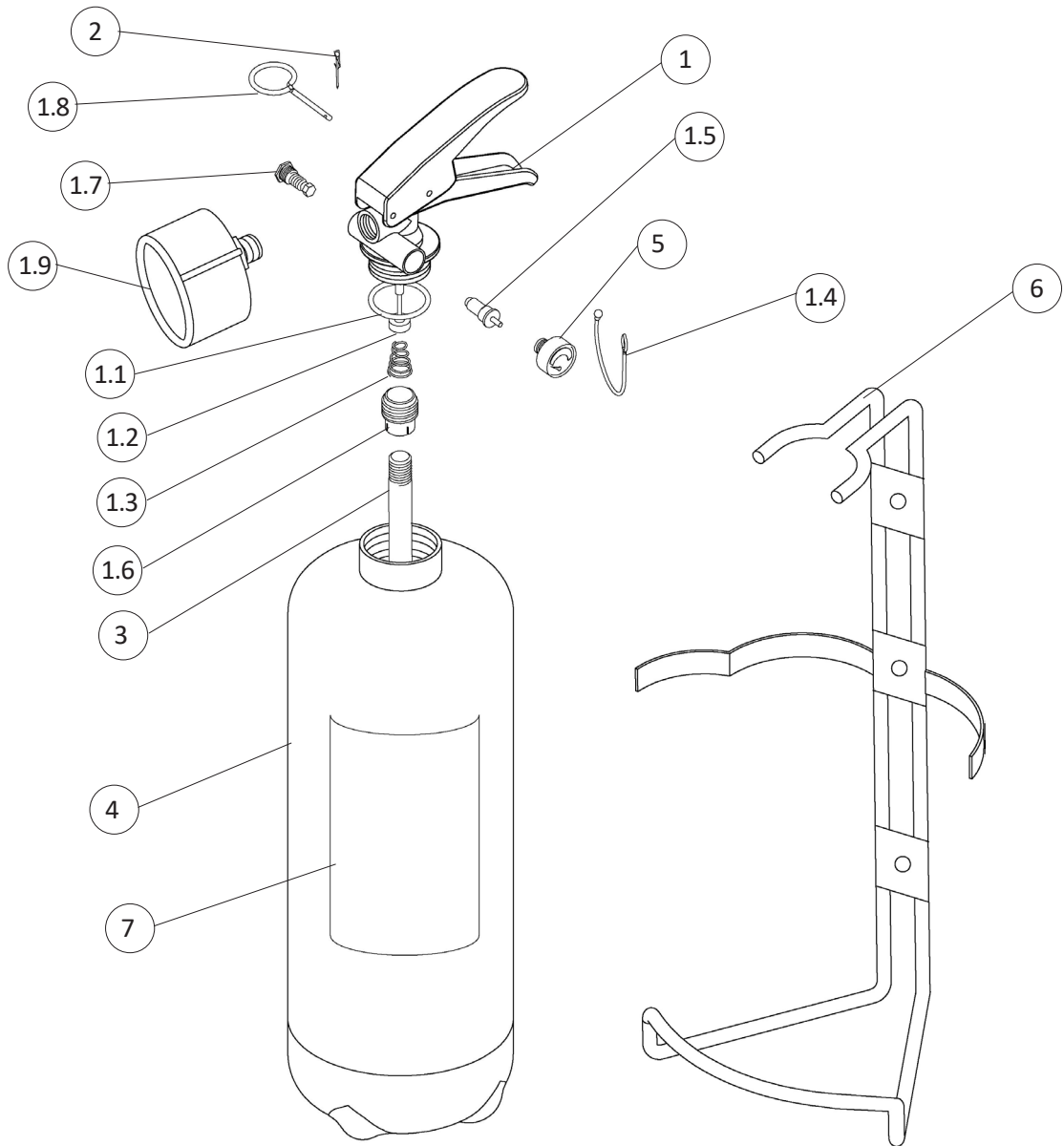


Table 1

NUM.	DESCRIPTION	CODE	NUM.	DESCRIPTION	CODE
1	Valve M. 30x1.5	0211-2V	1.9	Dispensing horn	1938
1.1	O-ring valve	0201-13	2	Safety pin seal (green)	0285
1.2	Valve stem	0241R	3	PVC dip tube	0152
1.3	Internal spring of the valve	n.a.	4	Cylinder	1579-5
1.4	Tamper seal (black)	0286N	5	Pressure gauge	1576
1.5	Test valve for pressure gauge	1163	6	Bracket	0327
1.6	Dip tube holder	n.a.	7	Label	1581-1
1.7	Safety device	0261R		Foam refill (1 L. bottle, ready to use)	1470-5 (x 2)
1.8	Safety pin	0282-1			

The spare part at number 1 includes already all others components indicated from 1.1 to 1.9
 "n.a." mean that the component is not available as single spare part

File name	Type of document	Fire Extinguisher Model	Date	Rele.	Check	Rev.	Pag.
22021_Technical manual	technical manual	22021	08/03/2024	M.R		0	3/3

REPRODUCTION IS PROHIBITED